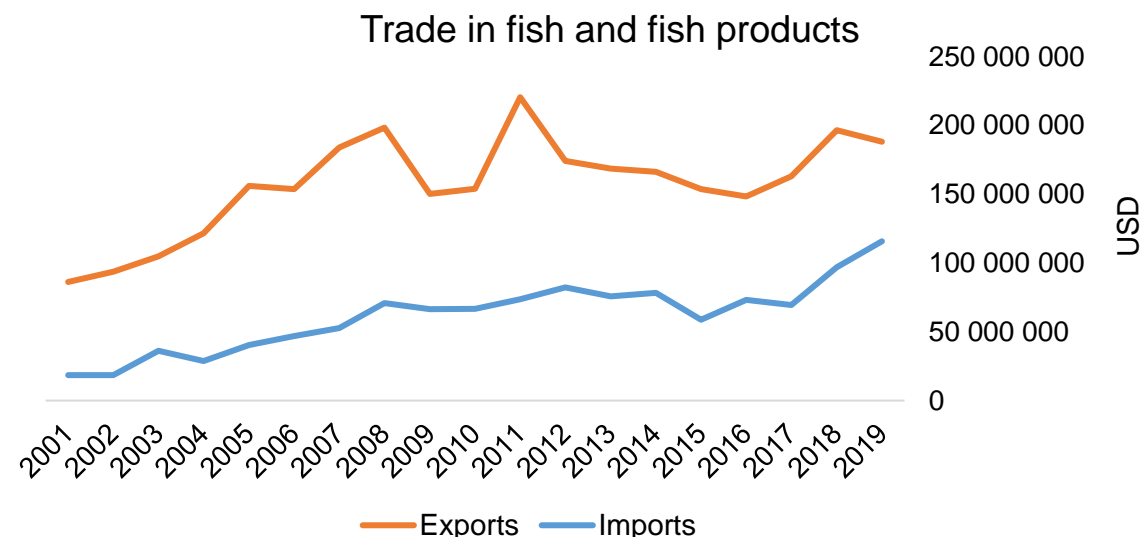




COUNTRY BRIEF

Population	Ease of doing business rank
11 783 000	76th
Length of coastline	EEZ/EFZ
1 927 km	N/A
Average GDP growth	GDP per capita
N/A	USD 3 352



GDP from fisheries

N/A

Fish available for consumption

12.9 kg/capita

Imports of fish and fish
products - 2019

USD 115 823 620

Agricultural GDP from fisheries

N/A

Fisheries and aquaculture
production

Total 128 371 tonnes

Fisheries 82%

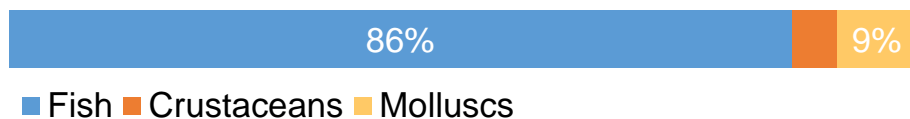
Aquaculture 18%

Exports of fish and fish
products - 2019

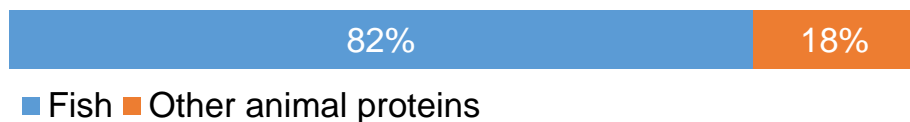
USD 188 317 600

Production and Trade Breakdown

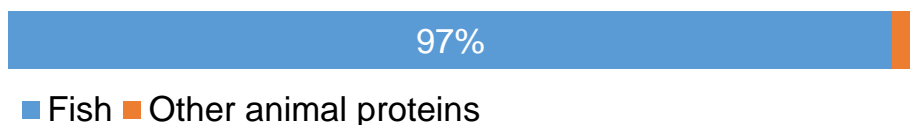
Production by volume



Imports by value



Exports by value



Production - Top 10 Species (Volume)

		Tonnes
1 st	Gilthead seabream	19 837
2 nd	European pilchard (Sardine)	13 840
3 rd	Sardinellas nei	12 920
4 th	Little tunny (Atl.black skipj)	6 152
5 th	Common cuttlefish	6 080
6 th	Jack and horse mackerels nei	5 610
7 th	Common pandora	4 600
8 th	Marine fishes nei	4 030
9 th	European anchovy	3 885
10 th	Deep-water rose shrimp	3 375

Imports - Top 10 Products (Value)

			USD
1 st	Skipjack, stripe-bellied bonito	frozen; excluding fillets, livers and roes HS 0303.43	52 065 040
2 nd	Fish	live HS 0301.99	19 810 990
3 rd	Sardines, sardinella, brisling or sprats	frozen; excluding fillets, livers and roes HS 0303.53	6 598 530
4 th	Anchovies	salted or in brine, not dried or smoked HS 0305.63	5 850 460
5 th	Yellowfin tunas	frozen; excluding fillets, livers and roes HS 0303.42	5 113 170
6 th	Tunas, skipjack, bonito	prepared or preserved; whole or in pieces HS 1604.14	3 487 230
7 th	Flours, meals, pellets. Unfit for human consumption	from fish or aquatic invertebrates HS 2301.20	2 746 790
8 th	Southern bluefin tunas	live HS 0301.95	2 617 020
9 th	Herrings	frozen; excluding fillets, livers and roes HS 0303.51	2 293 440
10 th	Mackerel	fresh or chilled; excluding fillets, livers and roes HS 0302.44	1 243 450

Exports - Top 10 Products (Value)

			USD
1 st	Shrimps, prawns	frozen HS 0306.17	39 052 280
2 nd	Southern bluefin tunas	fresh or chilled; excluding fillets, livers and roes HS 0302.36	18 033 940
3 rd	Squid, cuttlefish	frozen HS 0307.43	17 527 030
4 th	Tunas, skipjack, bonito	prepared or preserved; whole or in pieces HS 1604.14	14 955 850
5 th	Crabs	frozen HS 0306.14	13 408 390
6 th	Octopus	frozen HS 0307.52	13 265 560
7 th	Seabream	fresh or chilled; excluding fillets, livers and roes HS 0302.85	12 213 430
8 th	Atlantic, Pacific bluefin tunas	live HS 0301.94	11 086 570
9 th	Fish, other than species in 0302	fresh or chilled; excluding fillets, livers and roes HS 0302.89	8 391 010
10 th	Anchovies	prepared or preserved; whole or in pieces HS 1604.16	8 322 390

A GLOBEFISH Product

Information, Disclaimer

Sources

Established in 1984, GLOBEFISH is a multi-donor funded project in the Fisheries Division of the Food and Agriculture Organization of the United Nations (FAO), responsible for providing up-to-date market and trade information on fish and fish products.

[Visit our website](#)

[Subscribe to our newsletter](#) or [email us](#)

Recent Publications



[Globefish Highlights](#)

Our flagship publication, focused on prices and analysis of market trends covering a variety of major commodities. Released quarterly.



[Chinese Fish Price Report](#)

Comprehensive coverage of Chinese price trends, market information for commercially significant species, along with industry news and policy updates. Released quarterly.



[European Price Report](#)

Market and price analysis for fish and fish products in the European market. Released monthly.



This is the second edition of the GLOBEFISH Market Profiles produced for this country, and was made at the beginning of 2022.

These profiles are based on nationally reported data or information published by international agencies. As the profile is intended to reflect the most up to date information available, reporting years may vary between sections and commodities.

The designations employed and the presentation of material in this information product do not imply the expression of any opinion whatsoever on the part of FAO concerning the legal or constitutional status of any country, territory or sea area, or the delimitation of frontiers or boundaries.

The data herein presented is compiled by FAO staff at the time of its production, "as is" and "as available", and every effort is made to ensure, but not guarantee, their timeliness, accuracy and completeness. FAO assumes no responsibility for errors and omissions in the data provided. Users are, however, kindly asked to report any errors or deficiencies in this product to FAO GLOBEFISH (globefish@fao.org).

Please note

Re-exports and re-imports are not included. The term N/A has been used to indicate that information was not found in the indicated sources. The classification of fish and fish products as either processed or unprocessed is very broad, and is intended for indicative purposes only.

[HS codes for fish and fish products](#)

International trade codes for fish and fish products in a user friendly format.



Sources and time periods:

-Fishing and aquaculture production (2019):
FAO's [Global Fishery and Aquaculture Production Statistics](#)

-Fish available for consumption (2017):
FAO's [Fishery and Aquaculture Statistics 2019](#)

-Population (2019), GDP Growth (2015-2019), GDP per Capita (2019):
IMF's [World Economic Outlook Databases](#)

-Imports, Exports and Share of Trade (2000-2019):
FAO's [Global Fishery and Aquaculture Commodities Statistics](#)

-GDP, GDP from fisheries, GDP from agriculture (2019):
World Bank's [World Development Indicators](#),
OECD's [National Accounts Statistics](#) or
UNSD's [National Accounts](#)

-Ease of doing business (2019):
World Bank's [Ease of Doing Business](#) ranking

-Length of Coastline, Exclusive Economic Zone, Exclusive Fishing Zone (2003):
UNEP's [Global Environment Outlook](#)

[GLOBEFISH](#)

Explore more market information on the GLOBEFISH website



[GLOBEFISH on ISSUU](#)

Read GLOBEFISH publications on ISSUU

